

The background of the slide is a collage of five photographs of young children. In the top left, a young girl with dark hair and bangs, wearing a pink shirt, is smiling. In the top right, a young girl with curly hair and a white shirt is smiling. In the middle right, a baby is wrapped in a light blue towel and smiling. In the bottom left, a young girl with curly hair, wearing a green long-sleeved shirt, is looking up and smiling. In the bottom right, a young girl with dark hair, wearing a white shirt, is smiling. The title '2018 Babies Count' is overlaid in the center in large white font.

2018 Babies Count

Alana Vega
Advocates for Children of New Jersey
July 30, 2018
www.acnj.org



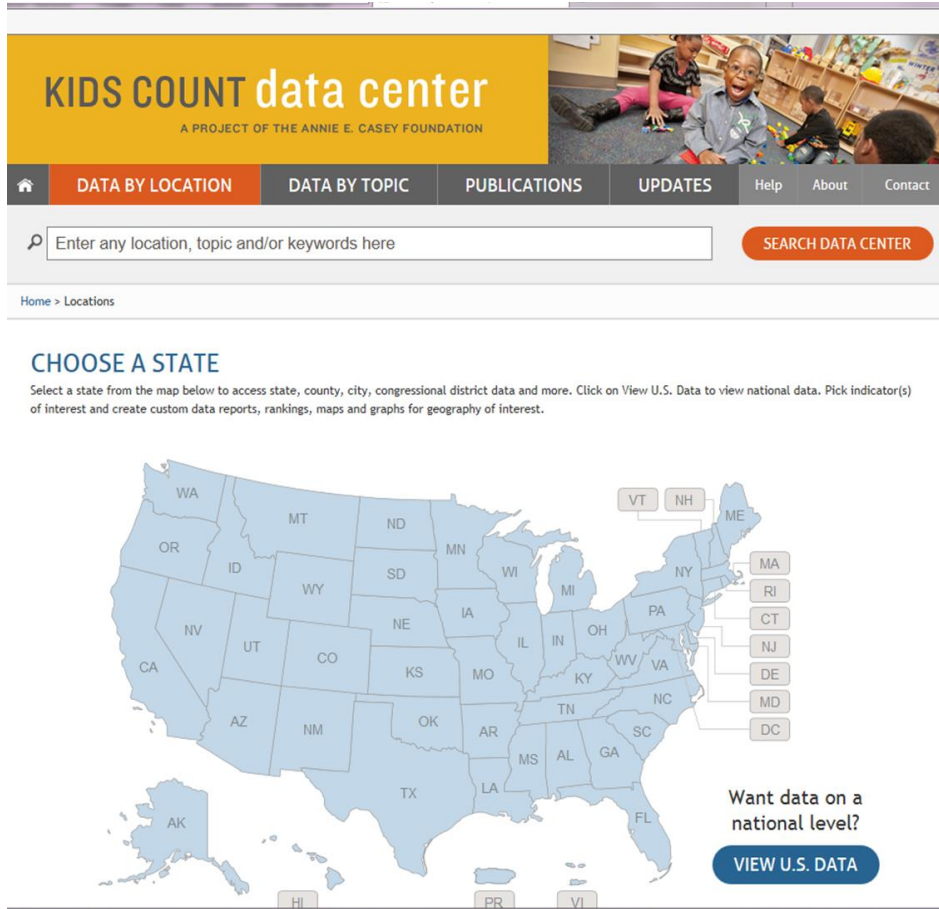
Giving Every Child A Chance®

Special thanks to:



THE ANNIE E. CASEY FOUNDATION

KIDS COUNT Data Center



The screenshot shows the KIDS COUNT data center website. At the top, there is a yellow banner with the text "KIDS COUNT data center" and "A PROJECT OF THE ANNIE E. CASEY FOUNDATION". Below the banner is a navigation bar with links: "DATA BY LOCATION", "DATA BY TOPIC", "PUBLICATIONS", "UPDATES", "Help", "About", and "Contact". A search bar is located below the navigation bar with the placeholder text "Enter any location, topic and/or keywords here" and a "SEARCH DATA CENTER" button. Below the search bar is a breadcrumb link "Home > Locations". The main content area is titled "CHOOSE A STATE" and includes a paragraph: "Select a state from the map below to access state, county, city, congressional district data and more. Click on View U.S. Data to view national data. Pick indicator(s) of interest and create custom data reports, rankings, maps and graphs for geography of interest." Below this text is a map of the United States with state abbreviations. A list of state abbreviations is also provided on the right side of the map. At the bottom right of the map, there is a button that says "VIEW U.S. DATA".

KIDS COUNT data center
A PROJECT OF THE ANNIE E. CASEY FOUNDATION

[DATA BY LOCATION](#) [DATA BY TOPIC](#) [PUBLICATIONS](#) [UPDATES](#) [Help](#) [About](#) [Contact](#)

Enter any location, topic and/or keywords here [SEARCH DATA CENTER](#)

[Home > Locations](#)

CHOOSE A STATE

Select a state from the map below to access state, county, city, congressional district data and more. Click on View U.S. Data to view national data. Pick indicator(s) of interest and create custom data reports, rankings, maps and graphs for geography of interest.

Want data on a national level?
[VIEW U.S. DATA](#)

Where does ACNJ get its data?

- Federal sources:
 - U.S. Census Bureau
 - U.S. Department of Health & Human Services
- State sources:
 - N.J. Department of Health—NJSHAD
 - N.J. Department of Children & Families—Child Welfare Data Portal
 - N.J. Department of Human Services

Why are statistics and data so important?

- Draw attention to a problem and identify a need
- Inform decisions and develop solutions
- Make your case more persuasive
- Highlight a success
- Assess change over time and provide a baseline for future comparisons
- Give you a “snapshot” of children and families

How Babies Count is organized:



Key Takeaways

Kids < age 3 increasingly diverse

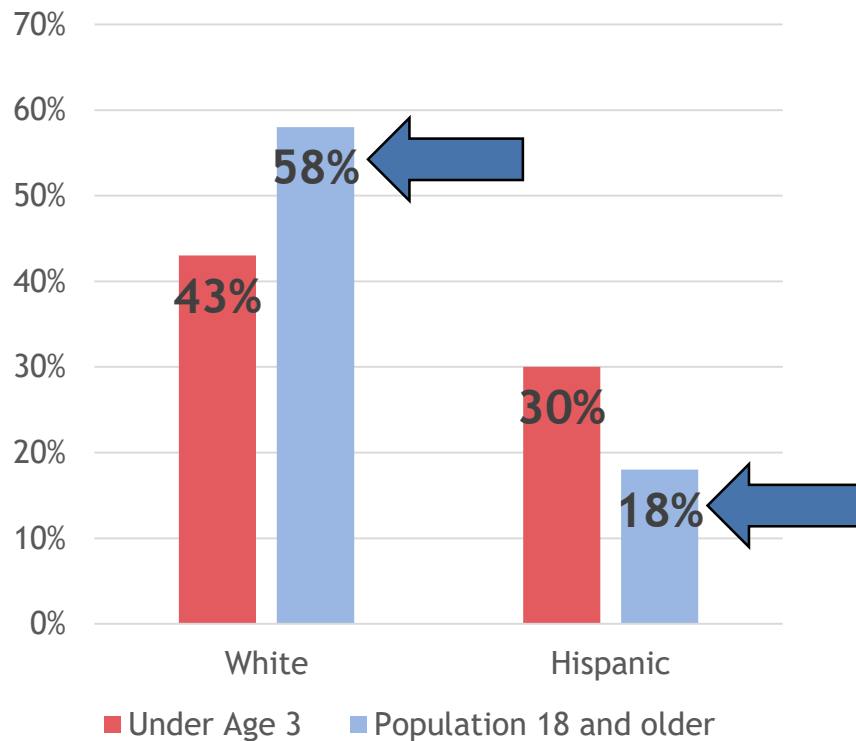
Majority of children < age 1 have mothers in the labor force

Many young children insured; racial disparities in maternal and infant health

Child care options unaffordable for most NJ families

Kids < age 3 more diverse than adults

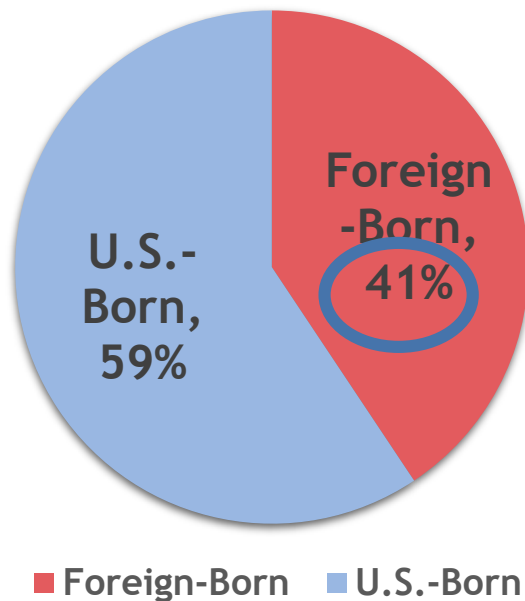
2016 Population < Age 3 Vs.
18+ Year Olds



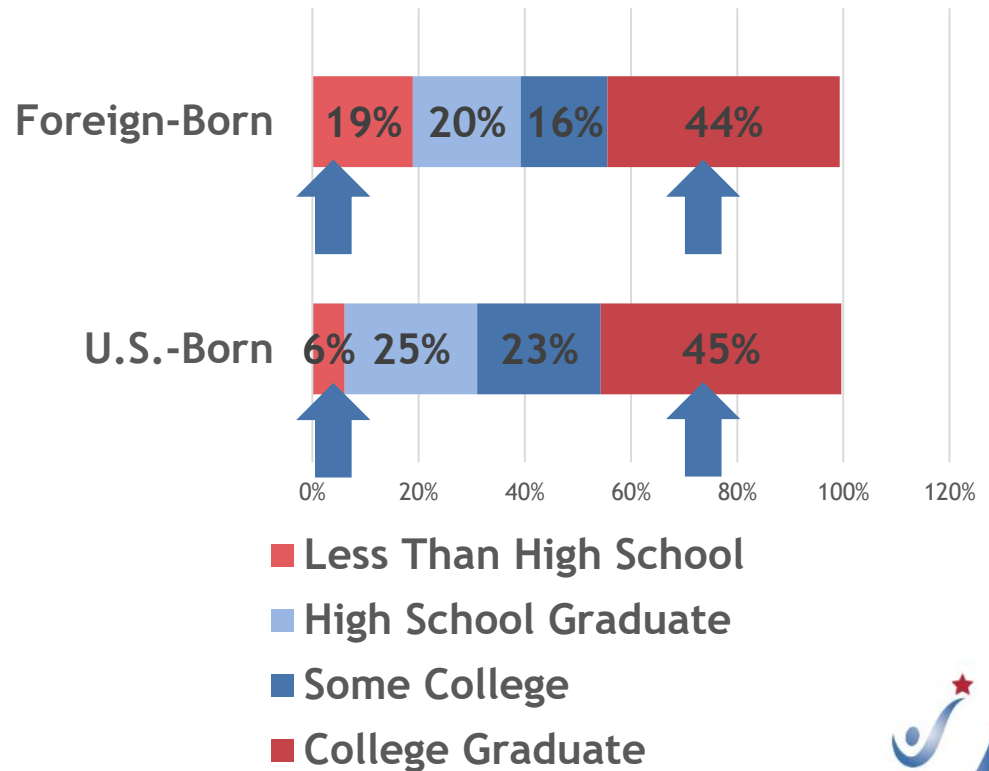
- 57% of children under age 3 are children of color.

Many infant mothers foreign-born

Percentage of Births by Mother's Nativity, 2016

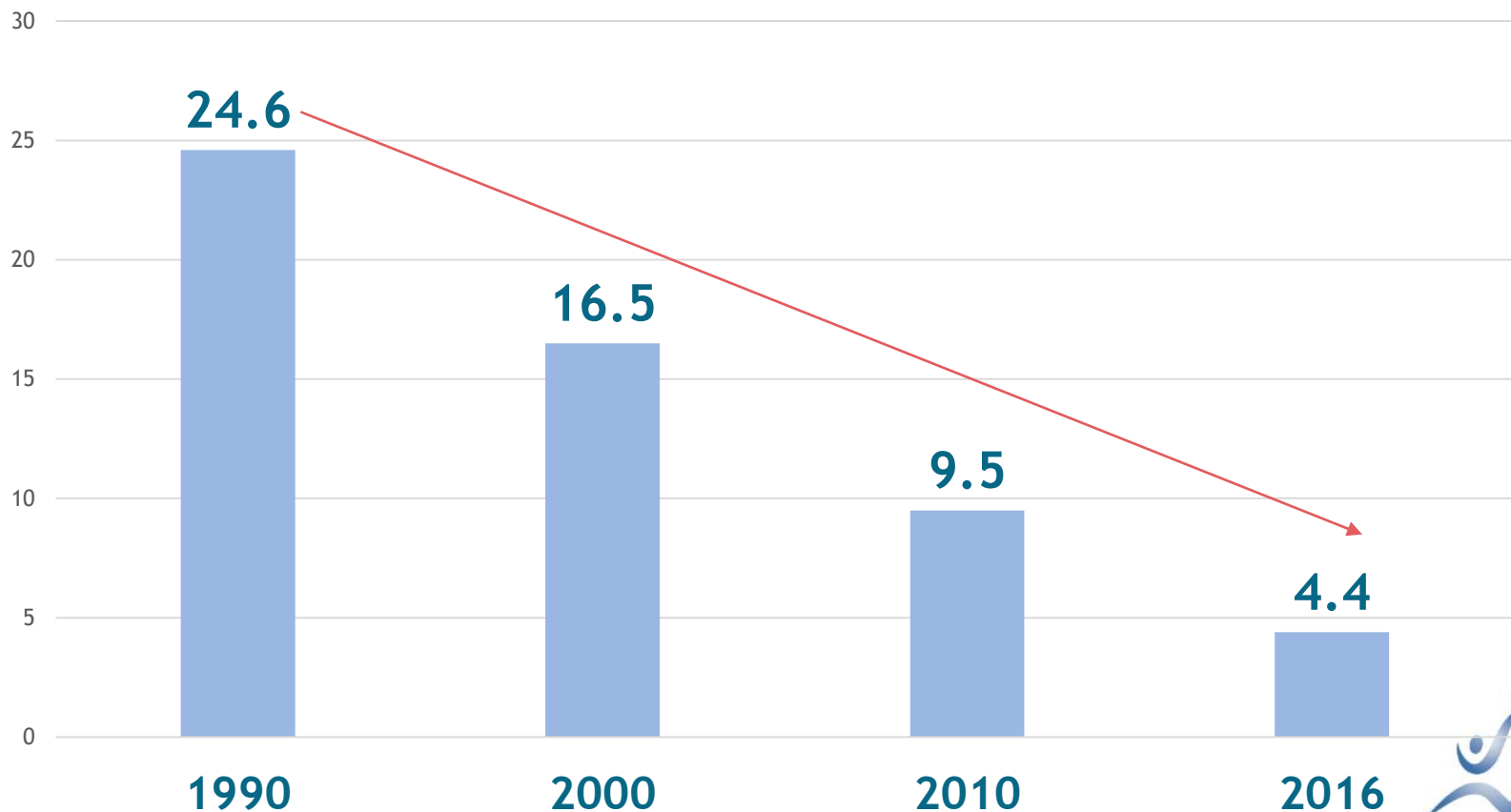


Percentage of Births by Nativity and Education Level, 2016



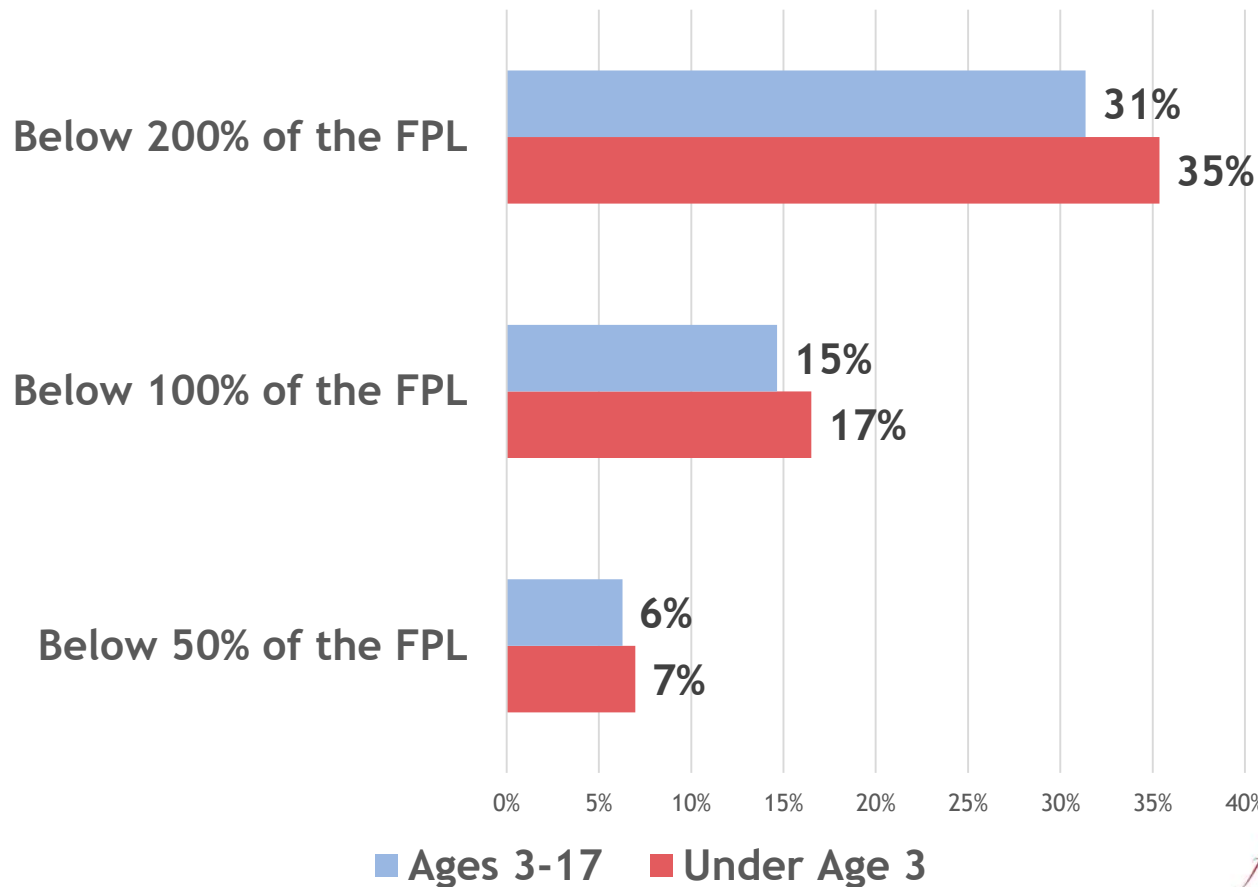
Teen birth rates declining

Births to Teens, Rate per 1,000 Females Ages 15-17



Young children slightly more economically disadvantaged than older kids.

Percentage of Children Economically Disadvantaged, 2016



Many working moms

In 2016...



**More than
2 out of 3**

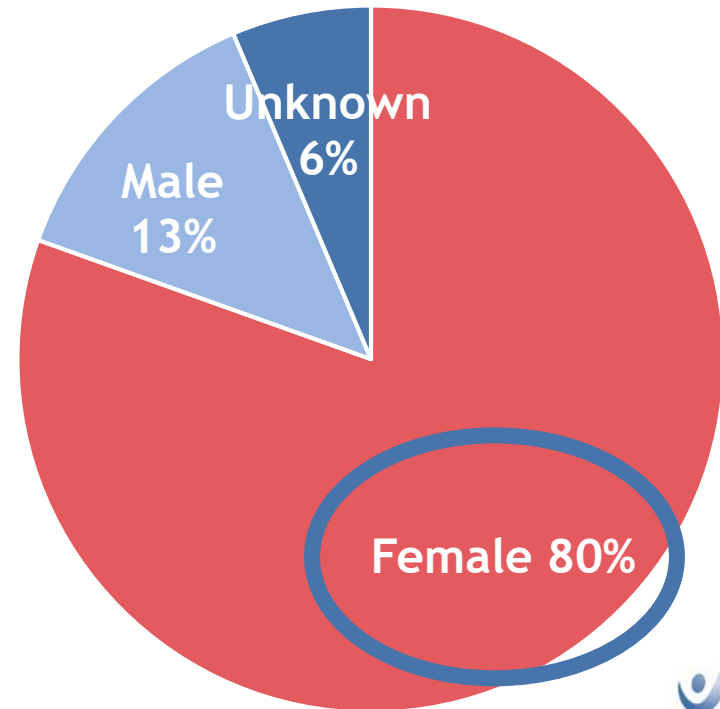
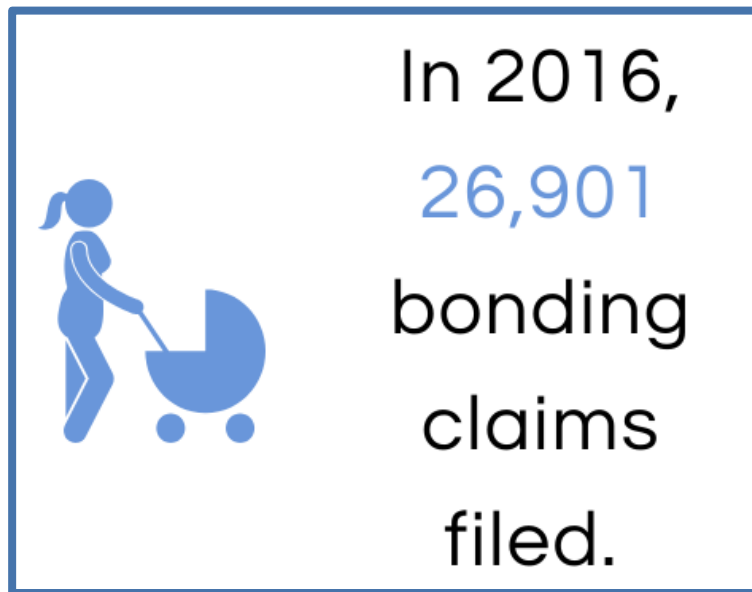
NJ children under age 1
live with a working mom.

equaling



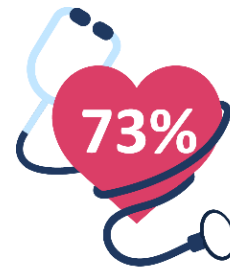
NJ Family Leave

2016 Eligible Bonding Claims



Positive impacts of home visitation in NJ

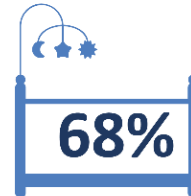
2017: 7,041
families in
state-funded
home
visitation
programs.



children receive timely developmental screenings



families report singing and reading to their child every day



families practice safe sleep methods with infants



eligible mothers were screened for depression

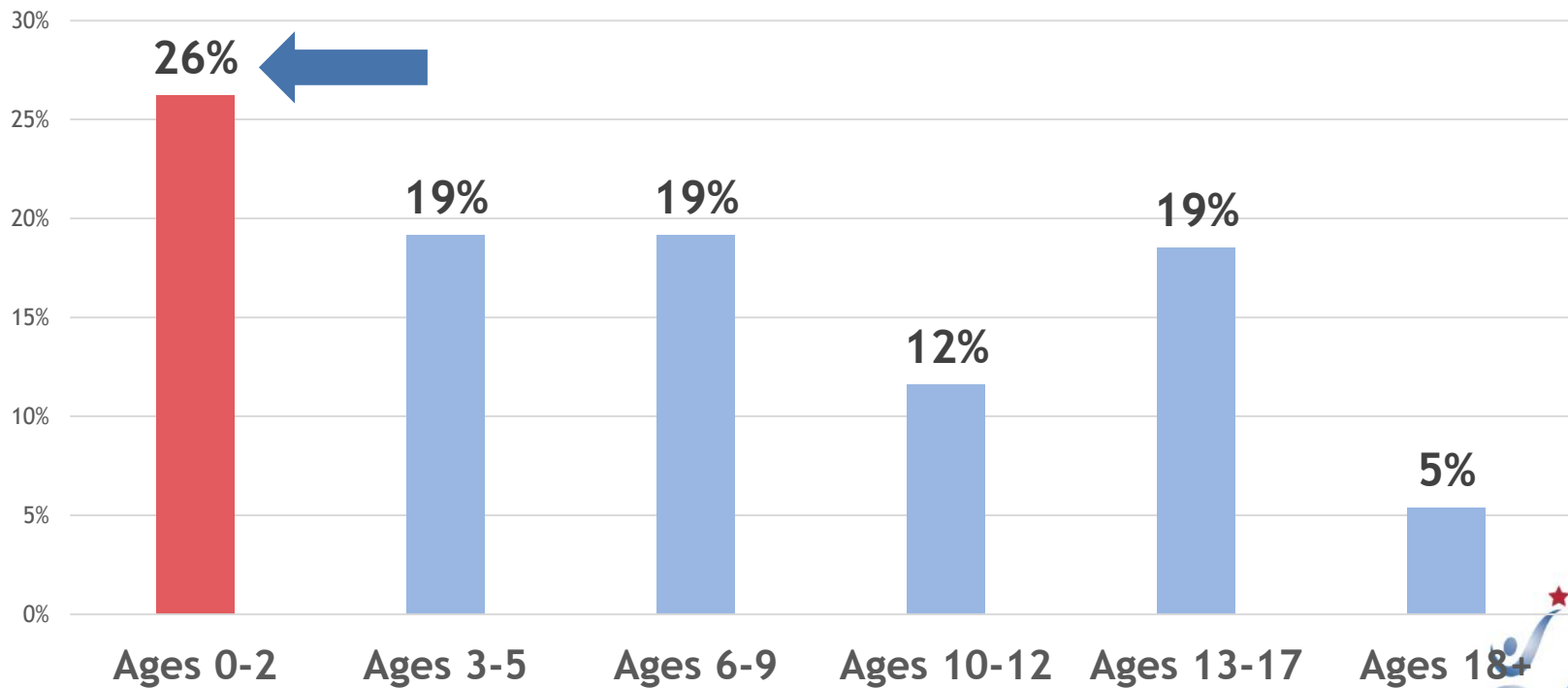


positively screened mothers received a mental health service



Child Protection

Children in Out-of-Home CP&P Placement, by Age Group, 2017

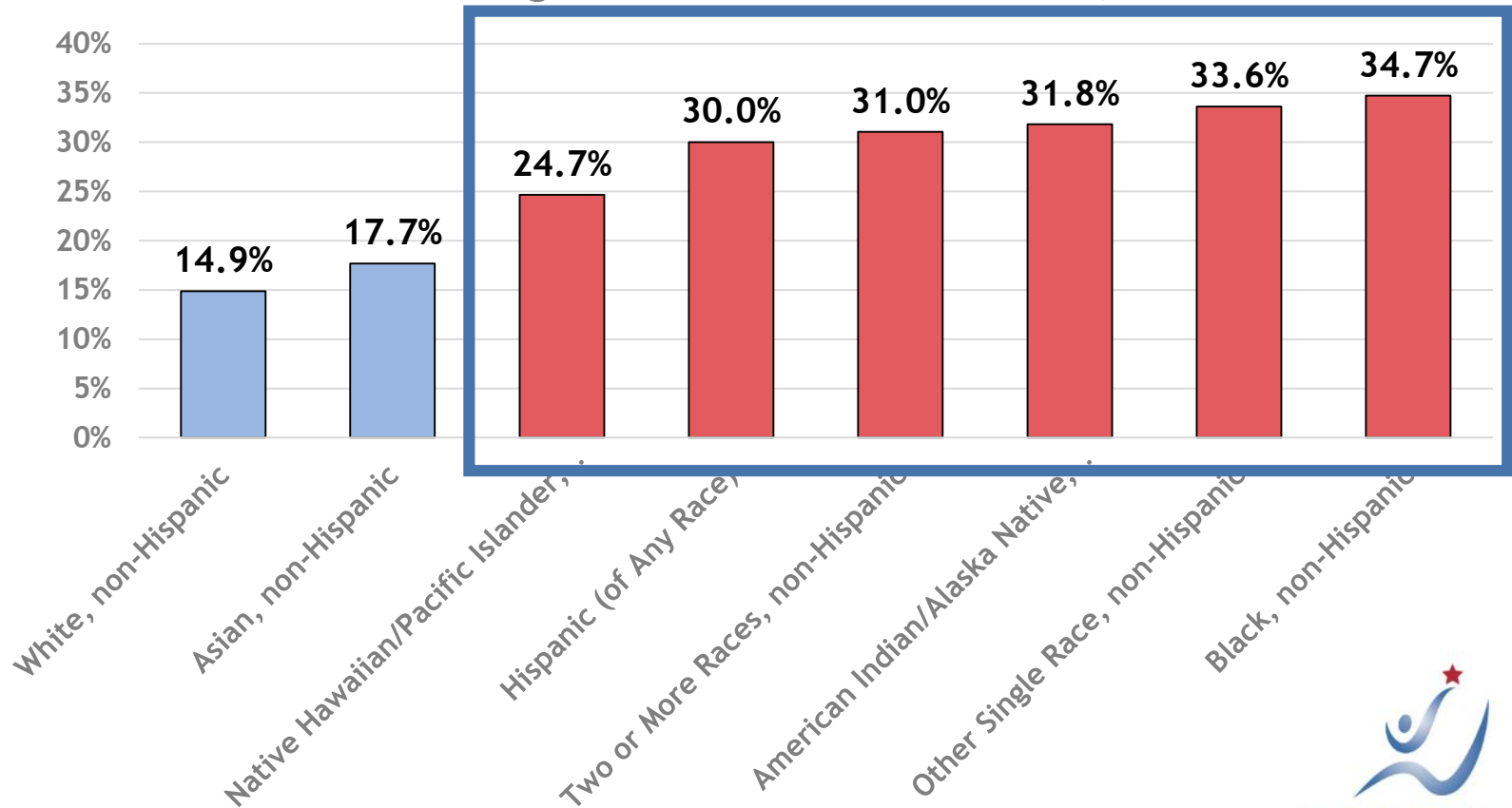


Abuse and Neglect

- 19 percent of all reports of abuse and neglect were to children under age 3 in 2016.
 - Or 15,760 infants and toddlers
 - 13 percent with a substantiated or established finding
 - COMPARED TO
 - 10 percent of all children reported for abuse or neglect with a substantiated or established finding.

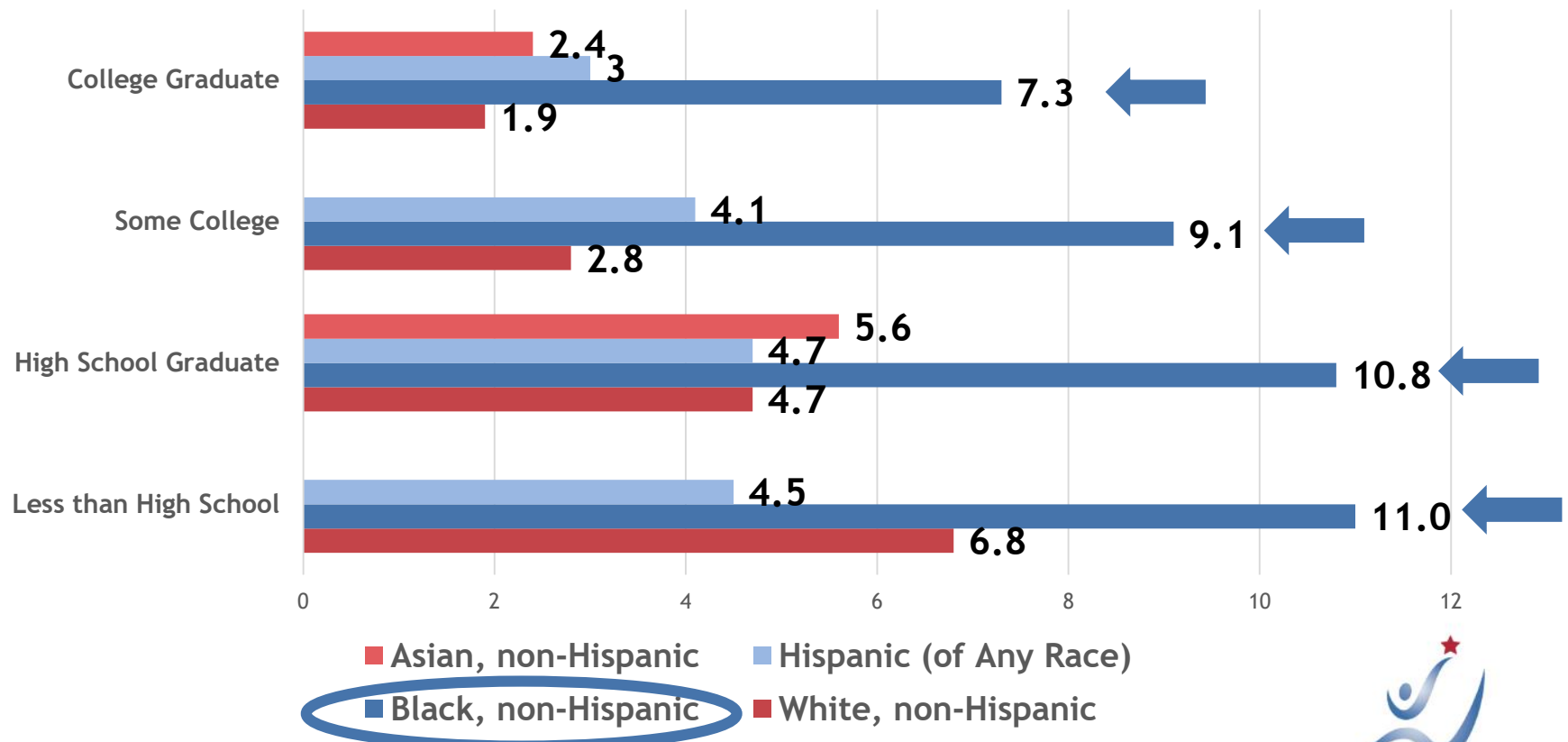
Racial disparities in prenatal care receipt

Mothers Receiving Late or No Prenatal Care, 2016



...and infant mortality rates

Infant Mortality Rates by Mother's Race and Education Level, 2011-2015





Access to health care

What is PRAMS?

Pregnancy Risk Assessment Monitoring System:

- A survey of a sample of women who recently gave birth to track experiences during pregnancy.
- CDC and NJDOH effort.

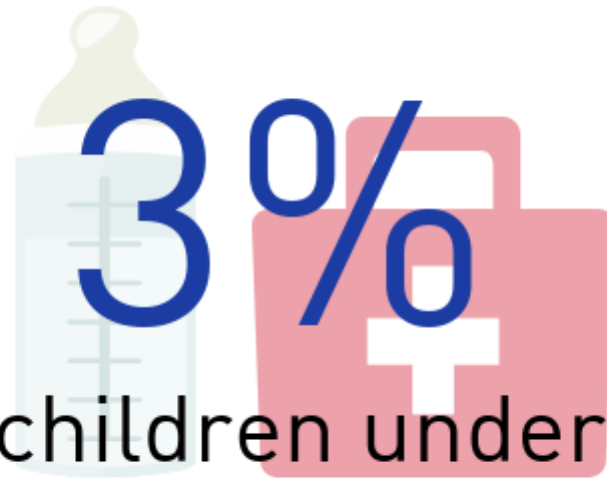
- According to PRAMS data

- 18.5% of mothers surveyed w/o insurance before pregnancy
- 8.7% w/o insurance during pregnancy.
- Most mothers surveyed covered by private insurance before/during pregnancy



Access to health care

In 2016...



Of children under 3
live without health insurance



Giving Every Child A Chance®

Well-baby visits

According to 2015
PRAMS survey data...

Has your new
baby had a
well-baby
checkup?

99.3%
said
YES



Fewer child care options in general

- Of approx. 4,025 licensed child care centers statewide, 1,758 are licensed to serve infants and toddlers in 2018.
- As of Dec. 31, 2017, there were 1,680 registered family child care providers.



Giving Every Child A Chance®

...even fewer quality-rated options

Grow NJ Kids: Rated Child Care for Children under Age 3



30 licensed child care centers,
11 family child care providers



9 licensed child care centers,
5 family child care providers



2 licensed child care centers,
1 family child care provider

Data as of June 22, 2018



Giving Every Child A Chance®

Costly care for infants and toddlers

\$222 a week*

for licensed infant child care

**based on statewide 50th percentile data*



12%

of licensed infant child care is purchasable with a state subsidy.

Questions?

Visit our website: www.acnj.org



@ACNJForKids