

# Teens

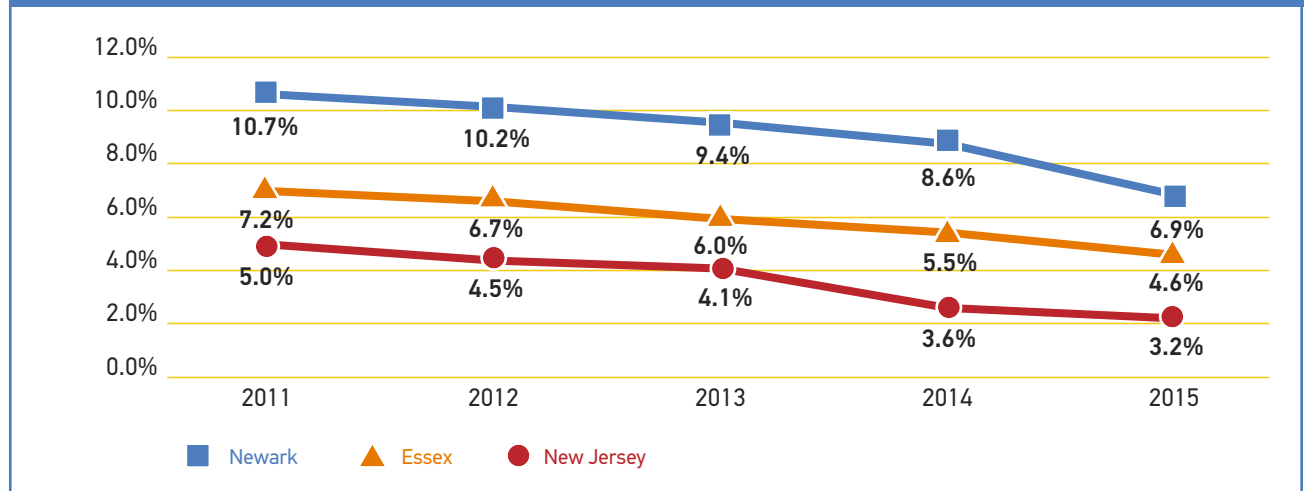
## Data Trends for Teens

Consistent with trends from previous years, the most recent data show a decline in the number of teen births, fewer Newark youth diagnosed with a sexually transmitted infection and fewer juvenile arrests. Juvenile admissions to detention continue to decrease, with 2016 admissions in Newark accounting for roughly half of what they were in 2012. Yet, Newark admissions to juvenile detention continue to comprise more than half of Essex County's annual juvenile detention admissions.

*Births to Teens (Ages 15-19)*

	2011	2012	2013	2014	2015	% Change 11-15
Newark	464	446	394	358	292	-37
Essex	757	700	617	559	474	-37
New Jersey	5,285	4,719	4,216	3,688	3,261	-38

*Births to Teens as a Percentage of All Births*



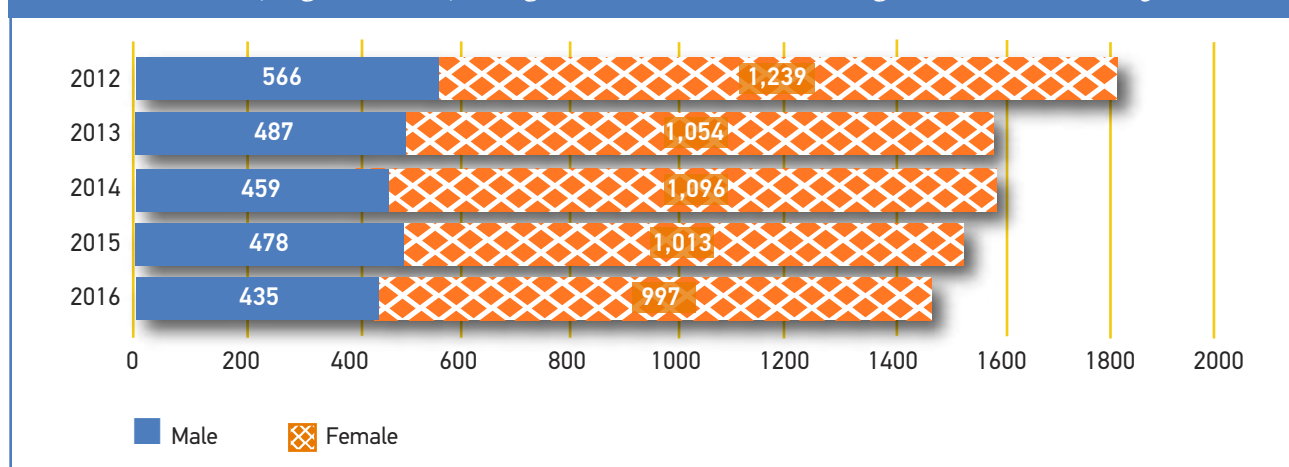
*Teen Deaths (Ages 15-19)*

	2011	2012	2013	2014	2015
Newark	11	15	13	17	12
Essex	23	27	26	33	19
New Jersey	214	213	193	199	184

*Youth Ages 16-20 Diagnosed with a Sexually Transmitted Infection, By Gender*

	2012		2013		2014		2015		2016		% Change 12-16	
	Male	Female	Male	Female	Male	Female	Male	Female	Male	Female	Male	Female
Newark	566	1,239	487	1,054	459	1,096	478	1,013	435	997	-23	-20
Essex	856	2,078	776	1,767	744	1,790	798	1,814	749	1,831	-13	-12
New Jersey	3,004	9,773	2,943	9,340	2,921	8,990	3,230	9,124	3,525	10,098	17	3

*Newark Youth, Ages 16-20, Diagnosed with a Sexually-Transmitted Infection*



**The New Jersey Youth Resource Spot**

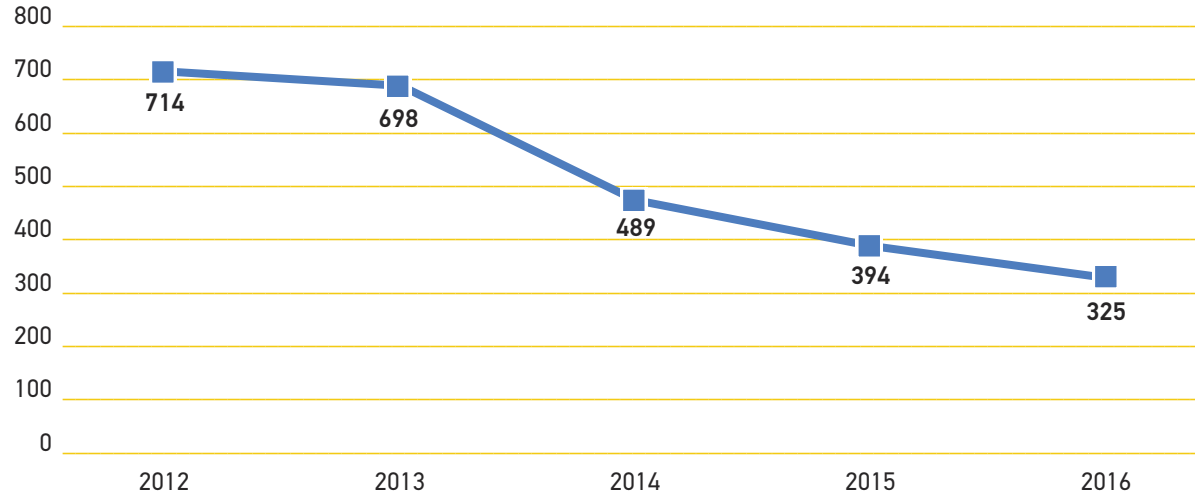
The Office of Adolescent Services, within the N.J. Department of Children and Families, has a website specially geared for youth and those who work with them, the New Jersey Youth Resource Spot (<http://www.njyrs.org/>). Youth and stakeholders can easily learn about relevant policy, resources in their communities and CP&P services for which they may be eligible. Visit the site to learn more.

*Juvenile Arrests*

	2012	2013	2014	2015	2016*	% Change 12-16
Newark	714	698	489	394	325	-54
Essex	2,721	2,622	2,440	1,942	N/A	N/A
New Jersey	29,961	24,795	24,306	21,411	N/A	N/A

\* Please note that 2016 data only reported for Newark.

*Newark Juvenile Arrests*



*Newark Annual Admissions to Detention*

	2012	2013	2014	2015	2016	% Change 12-16
<b>Total Admissions:</b>	540	555	429	420	276	-49
<b>By Gender:</b>						
Males	485	486	377	379	248	-49
Females	55	69	52	41	28	-49
<b>By Race:</b>						
African American	481	495	381	390	250	-48
Caucasian	0	1	1	1	1	N/A
Hispanic	59	59	47	29	25	-58
<b>Newark's Percentage of Essex Admissions</b>						
	62	63	57	60	52	

*Essex County Annual Admissions to Detention*

	2012	2013	2014	2015	2016	% Change 12-16
	874	882	753	703	529	-39

**What is the Juvenile Detention Alternatives Initiative?**

New Jersey's Juvenile Detention Alternatives Initiative (JDAI), was formed in 2004 with the support and leadership of the Annie E. Casey Foundation and is managed by the state's Juvenile Justice Commission (JJC). Since the program's inception, JDAI has resulted in a dramatic decrease in detention populations throughout New Jersey without risk to public safety. JDAI fosters a fundamental shift in the way law enforcement, prosecutors, judges and public defenders handle juvenile crime cases by moving the focus from locking kids up to returning them to their communities and addressing the issues that led to criminal behavior. Detention centers are reserved only for more serious youth offenders. JDAI has helped reduce costs considerably, due to the reduction in the daily population in detention and subsequent closure of many county detention centers. To learn more about the JJC and JDAI, visit <http://www.nj.gov/oag/jjc/index.html>.

**■ Data Sources and Technical Notes:**

**Births to Teens, Ages 15-19, 2011-2015.** The number of births to teenagers as reported by the N.J. Department of Health, New Jersey State Health Assessment Data, New Jersey Birth Certificate Database. Data accessed as of October 10, 2017.

**Births to Teens as a Percentage of All Births, 2011-2015.** As reported by the N.J. Department of Health, New Jersey State Health Assessment Data, New Jersey Birth Certificate Database. Data accessed as of October 10, 2017.

**Teen Deaths, Ages 15-19, 2011-2015.** The number of teenagers who died in that year, as reported by the N.J. Department of Health, New Jersey State Health Assessment Data, New Jersey Death Certificate Database. Data accessed as of October 10, 2017.

**Youth Ages 16-20 Diagnosed with a Sexually-Transmitted Infection, by Gender, 2012-2016, (Chart and Table).** Youth under age 21 diagnosed with chlamydia, gonorrhea or syphilis as reported by the N.J. Department of Health, Sexually-Transmitted Disease Control Program. Does not include youth whose gender was unknown or unreported.

**Juvenile Arrests, 2012-2016.** Newark data as reported by the Newark Police Department. Essex and New Jersey data as reported by the N.J. Department of Law and Public Safety, Division of State Police, Uniform Crime Report. 2016 data for Essex and New Jersey were not yet available.

**Newark Annual Admissions to Detention, 2012-2016.** The number of juveniles admitted to detention. As reported by the New Jersey Juvenile Justice Commission.

**Essex County Annual Admissions to Detention, 2012-2016.** As reported by the New Jersey Juvenile Justice Commission.